



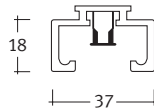
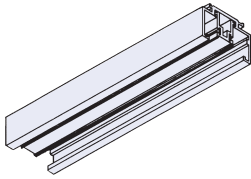
Bulbs not included.

Lampara no incluida.

Electrical appliances Luminotécnica

4.1	Lighting	Carriles electrificados
4.2	Spotlights	Spots halógenos
4.4	Design rails	Carriles electrificados de diseño
4.5	Recessed spotlights	Reflectores integrados
4.5	Low voltage spotlights	Iluminación halógena
4.6	Fluorescent lights	Lamparas fluorescentes
4.6	Distributors	Cuadro de luz
4.6	Transformers	Transformador electrónico

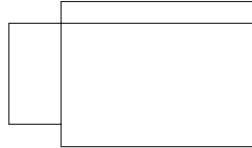
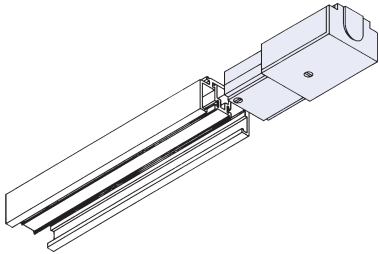
4.1 - 4.6



MEL 1

Light track
single phase

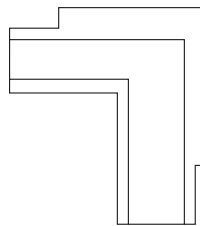
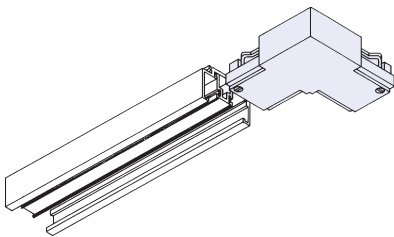
Carril electrificado
1 PH
blanco/aluminio



MEL 2

Power supply
black/white

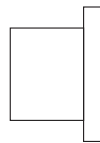
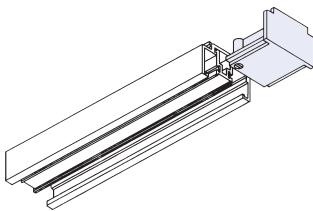
Alimentador
negro/blanco



MEL 3

Coupling
black/white

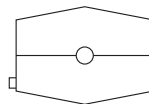
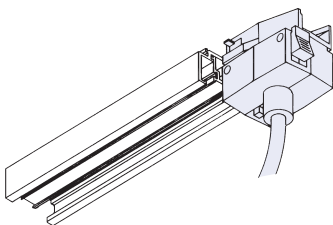
Conexión
en esquina
negra/blanca



MEL 4

End piece
black/white

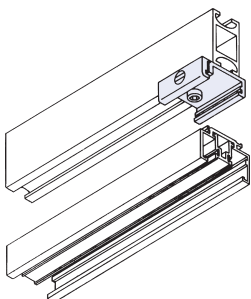
Tapa
negra/blanca



MEL 5

Adapter
black/white


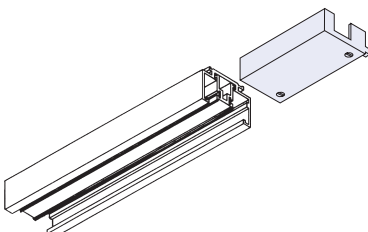
Adaptador
negro/blanco



MEL 6

Ceiling clamp
with back plate
white/alu

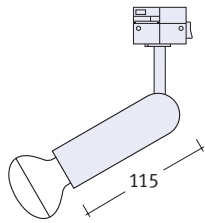
Dispositivo
de techo
con fijador
blanco/aluminio



MEL 7

Coupling
plain
black/white

Conexión
negro/blanco



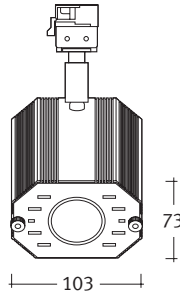
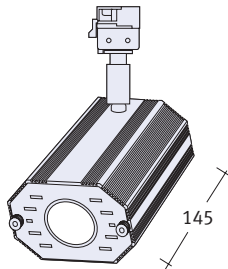
MEL 10

Standard-spotlight

with adapter
R 80 60/100 watts

Spot estándar

con adaptor
blanco/negro
R80 60/100 vatios



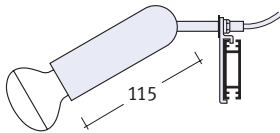
MEL 20

Low voltage spotlight

with adapter
alu/white/black
QR 51 20/50 watts

Spot halógeno

con adaptor
aluminio/blanco/negro
QR51 20/50 vatios



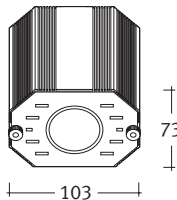
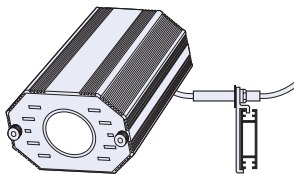
MES 10

Spotlight

with clip-in support
hook H5
alu/white/black
R 80 60/100 watts

Spot

con pinza y gancho
de soporte H5
aluminio/blanco/negro
R80 60/100 vatios



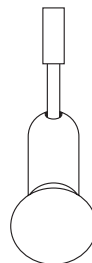
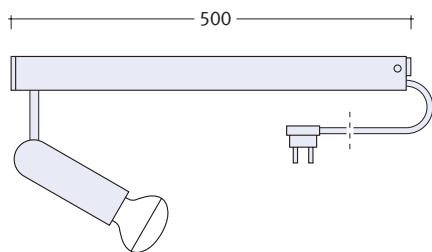
MES 20

Low voltage spotlight

with clip-in support
hook H5
alu/white/black
QR 51 20/50 watts

Spot halógeno

con gancho de
soporte tipo clip H5
aluminio/blanco/negro
QR51 20/50 vatios



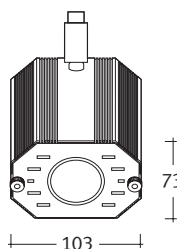
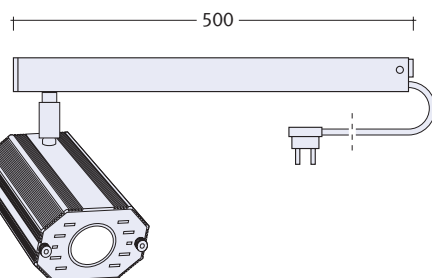
MET 10

Stem spotlight

white/black
R 80 60/100 watts

Spot de barra

blanco/negro
R80 60/100 vatios



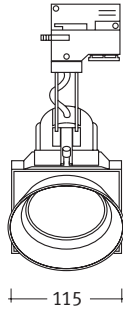
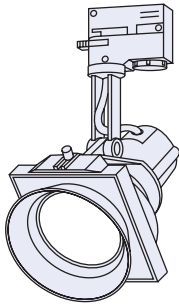
MET 20

Stem spotlight

Low voltage
alu/white/black
QR 51 20/50 watts

Spot halógeno

aluminio/blanco/negro
QR51 20/50 vatios



MEL 31/1A

**Designer
spotlight**

brushed aluminium

75-100 watts

bulb:

MEB 31/75,
MEB 31/100

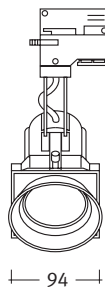
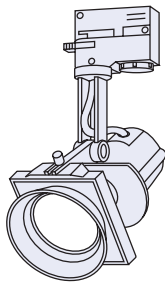
**Spot
diseño**

aluminio-mate

75-100 vatios

foco:

MEB 31/75,
MEB 31/100



MEL 31/2A

**Designer
spotlight**

brushed aluminium

50 watts

bulb:

MEB 31/50

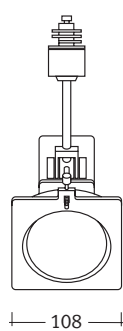
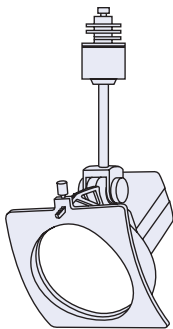
**Spot
diseño**

aluminio-mate

50 vatios

foco:

MEB 31/50



MEL 31/3A

**Designer
spotlight**

brushed aluminium

75-100 watts

bulb:

MEB 31/75, MEB
31/100

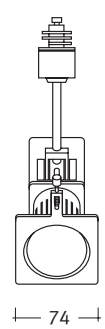

**Spot
diseño**

aluminio-mate

75-100 vatios

foco:

MEB 31/75,
MEB 31/100



MEL 31/4A

**Designer
spotlight**

brushed aluminium

50 watts

bulb:

MEB 31/50

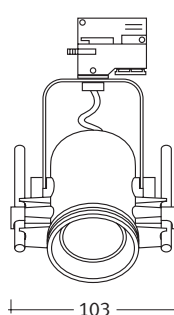
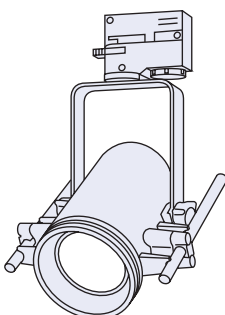
**Spot
diseño**

aluminio-mate

50 vatios

foco:

MEB 31/50



MEL 31/5A

**Designer
spotlight**

brushed aluminium

50 watts

bulb:

MEB 31/50

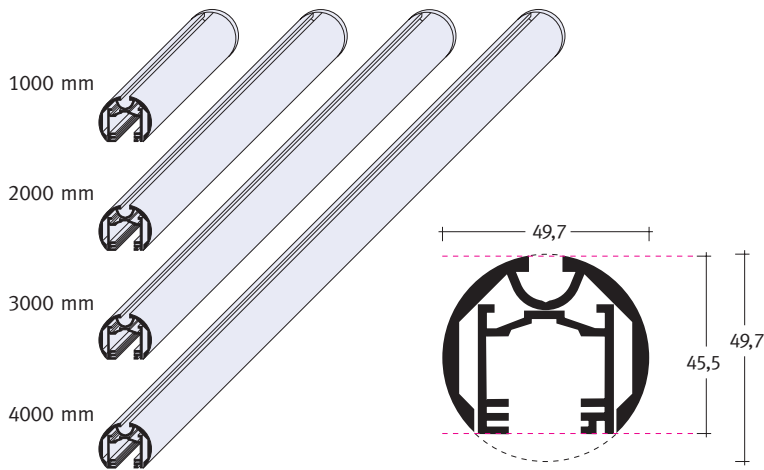
**Spot
diseño**

aluminio-mate

50 vatios

foco:

MEB 31/50



Design rail

incorporated in a round profile, complete with cable and aluminium-caps

Carril diseño

Está incorporado en el perfil redondo, completo con cable y tapa de aluminio

MEL 40-1

1000 mm

MEL 40-2

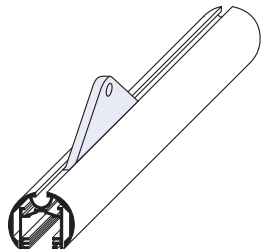
2000 mm

MEL 40-3

3000 mm

MEL 40-4

4000 mm



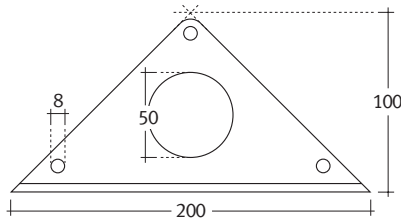
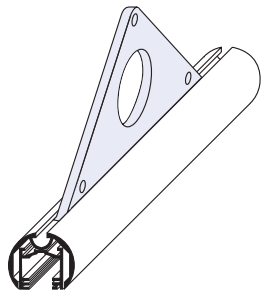
MEL 41

Triangle support

small

Soporte triangular

pequeño



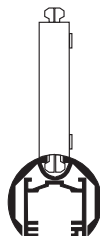
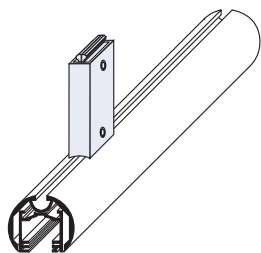
MEL 42

Triangle support

big

Soporte triangular

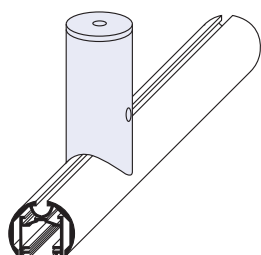
grande



MEL 43

Frame support

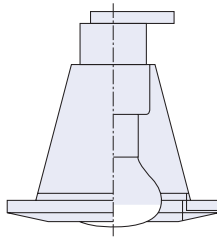
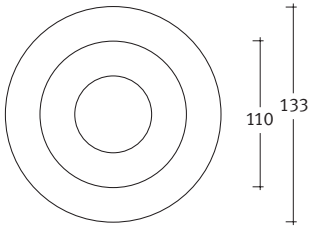
Soporte vertical



MEL 44

Round support

Soporte redondo



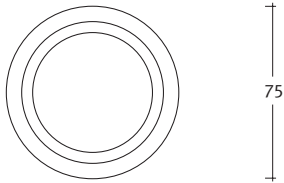
MEE 13

Recessed
spotlight

white/chrome/brass
R 80 40/100 watts

Reflector
empotrado

blanco/cromado/latón
R 80 40/100 vatios



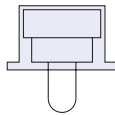
MEE 20

Recessed
low voltage
spotlight

white/chrome/brass
QT 9 20 watts

Reflector
halógeno
empotrado

blanco/cromado/latón
QT9 20 vatios



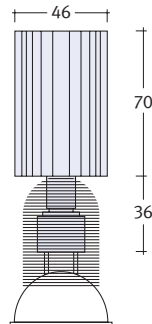
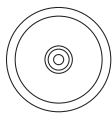
MEE 24

Recessed
low voltage
spotlight

white/chrome/brass
QT 9 20 watts

Reflector
halógeno
empotrado

blanco/cromado/latón
QT 9 20 Watt



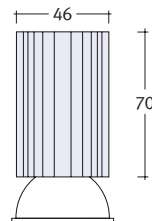
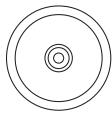
MEK 10

Swivel
light beam

white/black/alu
QR 51 20/50 watts

Punto de luz
orientable

blanco/negro/aluminio
QR 51 20/50 vatios



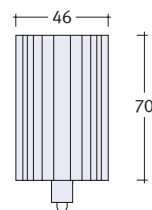
MEK 11

Stationary
light beam

fixed
white/black/alu
QR 51 20/50 watts

Punto
de luz

fijo
blanco/negro/aluminio
QR 51 20/50 vatios



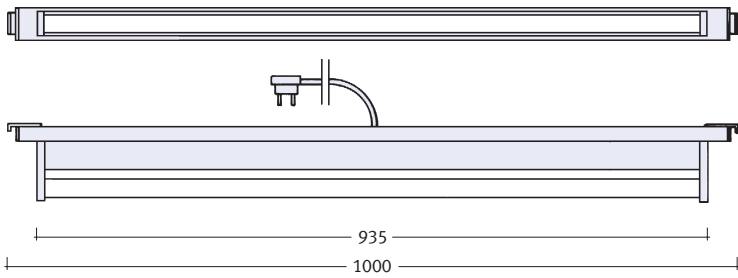
MEK 13

Light spot

fixed
white/black/alu
QR 9 20 watts

Punto de luz

fijo
blanco/negro/aluminio
QR 9 20 vatios



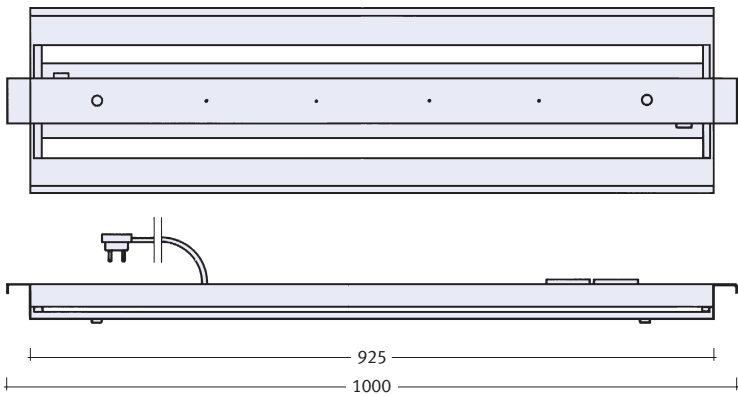
MED 11

Single ceiling
fluorescent
light white

TL 26 / 30 watts

Lampara
fluorescente
blanco

TL 26 / 30 vatios




MED 12

Twin ceiling
fluorescent
light white

double / 2x TL 26
each 30 watts

Lampara
fluorescente
blanco

doble / 2x TL 26
de 30 vatios cada una



MEV 9/18/27

Current
distribution

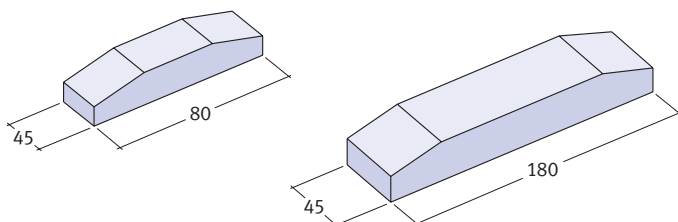
MEV 9:
max. connection 9 kW
with 3 sockets
MEV 18:
max. connection 18 kW
with 6 sockets
MEV 27:
max. connection 27 kW
with 9 sockets

All distributors include:
Automatic fuse 16 A „L“,
main-fuse, mains-switch and
FI-fuse. Sockets for three-phase
current distribution and
refrigerator socket 16 A.

Cuadro
de luz

MEV 9:
conexión máx. de 9 KW
con 3 tomas
MEV 18:
conexión máx. de 18 KW con
6 tomas
MEV 27:
conexión máx. de 27 KW con
9 tomas

Todos los distributores
incluyen un termointerruptor
16 A "L", fusible principal,
interruptor maestro, fusible
FI, tomas para distribución
de corriente trifásica y
toma para corriente
nocturna 16A.



MEO 10/11

Elektronic
transformer

MEO 10: 10-60 V/A
for low voltage lighting

MEO 11: 50-105 V/A
for low voltage lighting

* changes in dimensions
reserved

Transformador
electrónico

MEO 10: 10-60 V/A
para bajo voltaje

MEO 11: 50-105 V/A
para bajo voltaje

* Reservado el derecho
de pequeños cambios de
medidas.